


SUPERCAR CHALLENGE

SPA EURO RACE

FREE PRACTICE 2

Analysis

Personal Best							Session Best							B Crossing the finish line in pit lane									
Lap	D	Time	Sector 1	Sector 2	Sector 3	Kph	Elapsed	Lap	D	Time	Sector 1	Sector 2	Sector 3	Kph	Elapsed	Lap	D	Time	Sector 1	Sector 2	Sector 3	Kph	Elapsed
103 Volvo Reede Racing by DayTec VOLVO S60 V8 1. Henry ZUMBRINK SGT																							
1	1	2:54.570	58.720	1:15.271	40.579	89.7	2:54.570	1	1	5:46.024	3:44.246	1:20.383	41.395	45.2	5:46.024	2	1	2:30.804	42.528	1:10.302	37.974	103.8	8:16.828
2	1	2:49.911 B	42.059	1:12.013	55.839	92.2	5:44.481	3	1	2:26.485	41.299	1:07.617	37.569	106.9	10:43.313	4	1	2:26.164	41.210	1:07.887	37.067	107.1	13:09.477
3	1	5:25.721 B	2:46.922	1:16.506	1:22.293	48.0	11:10.202	5	1	2:29.612	43.713	1:08.613	37.286	104.7	15:39.089	6	1	2:28.006	41.376	1:09.379	37.251	105.8	18:07.095
4	1	5:55.722	4:05.379	1:11.056	39.287	44.0	17:05.924	7	1	2:33.856 B	40.823	1:08.551	44.482	101.8	20:40.951	8	1	4:06.274	2:13.715	1:13.809	38.750	63.6	24:47.225
5	1	2:27.874	41.167	1:08.820	37.887	105.9	19:33.798	9	1	2:29.344	43.557	1:08.733	37.054	104.8	27:16.569	10	1	2:59.595 B	41.418	1:12.597	1:05.580	87.2	30:16.164
6	1	3:41.200 B	1:05.911	1:27.956	1:07.333	70.8	23:14.998	11	1	8:21.509	6:32.275	1:10.010	39.224	31.2	38:37.673	12	1	2:36.258	41.993	1:12.352	41.913	100.2	41:13.931
7	1	5:45.844 B	3:38.449	1:15.055	52.340	45.2	29:00.842																
105 DayTec LMP3 1. Milan DONTJE SGT 2. Frits VAN EERD																							
1	1	3:23.937	1:22.054			76.8	3:23.937																
2	1	2:36.572	45.150	1:12.369	39.053	100.0	6:00.509																
3	1	2:29.483	43.315	1:08.161	38.007	104.8	8:29.992																
4	1	2:29.921	43.521	1:07.700	38.700	104.5	10:59.913																
5	1	2:28.016	42.270	1:08.023	37.723	105.8	13:27.929																
6	1	2:30.489	42.123	1:09.383	38.983	104.0	15:58.418																
7	1	2:29.942	42.999	1:08.239	38.704	104.5	18:28.360																
8	1	2:28.776	41.965	1:08.328	38.483	105.3	20:57.136																
9	1	2:28.128	42.519	1:06.821	38.788	105.7	23:25.264																
10	1	2:29.090	42.554	1:09.072	37.464	105.0	25:54.354																
11	1	2:41.718 B	41.816	1:08.653	51.249	96.8	28:36.072																
12	1	11:31.080	9:45.237	1:08.637	37.206	22.6	40:07.152																
153 Escuela Espanola de Pilotos MOSLER MT900 1. Kosta KANAROGLUO SGT 2. Oliver CAMPOS HULL																							
1	1	3:28.481	1:27.730			75.1	3:28.481																
2	1	2:35.376	45.323	1:10.042	40.011	100.8	6:03.857																
3	1	2:30.632	43.799	1:08.207	38.626	104.0	8:34.489																
4	1	2:36.893 B	42.386	1:07.379	47.128	99.8	11:11.382																
5	1	5:30.609	3:44.788	1:07.698	38.123	47.4	16:41.991																
6	1	2:32.741 B	42.029	1:06.044	44.668	102.5	19:14.732																
7	1	5:07.679	3:17.549	1:10.610	39.520	50.8	24:22.411																
8	1	2:31.083	43.370	1:08.500	39.213	103.7	26:53.494																
9	1	2:32.622	42.855	1:10.409	39.358	102.6	29:26.116																
10	1	3:48.823 B	59.244	1:31.710	1:17.869	68.4	33:14.939																
11	1	5:28.175	3:39.626	1:09.596	38.953	47.7	38:43.114																
12	1	2:33.964	42.765	1:11.990	39.209	101.7	41:17.078																
154 Escuela Espanola de Pilotos MOSLER MT900 1. Alberto DE MARTIN SGT 2. Ben CLUCAS																							
1	1	3:57.961	1:44.130	1:25.897	47.934	65.8	3:57.961																
2	1	2:45.528	47.161	1:16.679	41.688	94.6	6:43.489																
3	1	2:51.238 B	46.469	1:13.078	51.691	91.4	9:34.727																
4	1	4:26.603	2:37.734	1:10.554	38.315	58.7	14:01.330																
5	1	2:27.920	42.071	1:08.376	37.473	105.9	16:29.250																
6	1	2:26.736	41.841	1:06.786	38.109	106.7	18:55.986																
7	1	2:25.403	41.662	1:06.489	37.252	107.7	21:21.389																
8	1	2:25.907	41.146	1:07.001	37.760	107.3	23:47.296																
9	1	2:24.668	41.240	1:06.391	37.037	108.3	26:11.964																
10	1	2:46.455 B	41.740	1:12.783	51.932	94.1	28:58.419																
155 GT3 POLAND Lamborghini Huracan SuperTrofeo 1. Teodor MYSZKOWSKI SGT 2. Andrzej LEWANDOWSKI																							
171 PUMAXS Racing PUMA RT 1. Henk THUIS SGT																							
1	1	6:18.421	4:27.704	1:11.589	39.128	41.3	6:18.421																
2	1	2:44.629 B	42.389	1:12.254	49.986	95.1	9:03.050																
3	1	4:30.129	2:43.473	1:09.310	37.346	57.9	13:33.179																
4	1	2:26.560	40.467	1:08.466	37.627	106.8	15:59.739																
5	1	2:26.997	41.233	1:08.277	37.487	106.5	18:26.736																
6	1	2:27.627	41.520	1:08.653	37.454	106.1	20:54.363																
7	1	2:37.546 B	40.537	1:08.899	48.110	99.4	23:31.909																
172 Prime Racing GINETTA NISSAN LMP3 1. Jean-Pierre LEQUEUX SGT																							
1	1	4:12.787	2:01.217	1:25.971	45.599	61.9	4:12.787																
2	1	2:42.960	46.717	1:14.705	41.538	96.1	6:55.747																
3	1	2:46.874 B	45.985	1:11.848	49.041	93.8	9:42.621																
4	1	3:43.768	1:55.412	1:09.995	38.361	70.0	13:26.389																
5	1	2:31.407	42.710	1:10.084	38.613	103.4	15:57.796																
6	1	2:31.677	44.507	1:08.507	38.663	103.2	18:29.473																
7	1	2:32.137	42.744	1:10.291	39.102	102.9	21:01.610																
8	1	2:31.746	42.280	1:09.545	39.921	103.2	23:33.356																
9	1	2:29.140	43.054	1:08.179	37.907	105.0	26:02.496																
10	1	2:50.653 B	44.059	1:12.803	53.791	91.8	28:53.149																
173 BlueBerry Racing MOSLER MT900R 1. Berry VAN ELK SGT																							
1	1	5:35.268	3:29.959	1:22.491	42.818	46.7	5:35.268																
2	1	2:33.739	43.306	1:11.367	39.066	101.9	8:09.007																
3	1	2:28.349	41.823	1:09.012	37.514	105.6	10:37.356																
4	1	2:30.103	41.257	1:11.014	37.832	104.3	13:07.459																
5	1	2:38.109 B	41.940	1:09.536	46.633	99.1	15:45.568																
6	1	4:12.047	2:23.998	1:09.951	38.098	62.1	19:57.615																
7	1	2:31.823	42.330	1:10.415	39.078	103.2	22:29.438																
8	1	2:29.006	41.310	1:09.566	38.130	105.1	24:58.444																
9	1	2:40.860 B	41.796	1:09.123	49.941	97.3	27:39.304																
190 Monlau Competition RENAULT RS01 GT3 1. Jurgen SMET SGT 2. Jose Manuel PEREZ AICART																							
1	1	4:59.770	3:03.900	1:14.497	41.373	52.2	4:59.770																
2	1	2:38.887	45.259	1:13.815	39.813	98.6	7:38.657																
3	1	2:33.331	42.704	1:10.394	40.233	102.1	10:11.988																
4	1	2:33.167	43.754	1:10.965	38.448	102.2	12:45.155																
5	1	2:34.767	43.718	1:10.619	40.430	101.2	15:19.922																
6	1	2:36.046	47.239	1:10.205	38.602	100.4	17:55.968																



SUPERCAR CHALLENGE SPA EURO RACE FREE PRACTICE 2

Analysis

■ Personal Best
 ■ Session Best
 ■ Crossing the finish line in pit lane

Lap	D	Time	Sector 1	Sector 2	Sector 3	Kph	Elapsed	Lap	D	Time	Sector 1	Sector 2	Sector 3	Kph	Elapsed
7	1	2:29.499	42.077	1:09.166	38.256	104.8	20:25.467	8	1	2:37.336	44.810	1:12.451	40.075	99.6	25:13.681
8	1	2:45.740 B	42.715	1:10.507	52.518	94.5	23:11.207	9	1	2:39.353	43.707	1:12.404	43.242	98.3	27:53.034
9	1	6:16.679	4:20.067	1:15.204	41.408	41.5	29:27.886	10	1	3:17.167 B	43.684	1:24.160	1:09.323	79.4	31:10.201
10	1	3:49.971 B	59.023	1:30.834	1:20.114	68.1	33:17.857	11	1	8:00.804	6:05.091	1:14.167	41.546	32.5	39:11.005
								12	1	2:34.765	43.947	1:10.969	39.849	101.2	41:45.770

304

Van Berlo Racing
1. Marcel VAN BERLO

PORSCHE 997 GT3
GTB

1	1	4:14.398	2:02.946	1:26.628	44.824	61.5	4:14.398
2	1	2:42.494	46.870	1:14.044	41.580	96.4	6:56.892
3	1	2:38.662	45.926	1:13.120	39.616	98.7	9:35.554
4	1	2:36.023	44.244	1:12.258	39.521	100.4	12:11.577
5	1	2:34.641	43.420	1:11.684	39.537	101.2	14:46.218
6	1	2:35.266	43.661	1:11.917	39.688	100.9	17:21.484
7	1	2:35.180	43.216	1:11.532	40.432	100.9	19:56.664
8	1	2:49.789 B	44.889	1:14.566	50.334	92.2	22:46.453
9	1	4:14.154	2:20.225	1:13.683	40.246	61.6	27:00.607
10	1	3:17.269 B	44.711	1:23.223	1:09.335	79.4	30:17.876
11	1	8:22.106	6:27.648	1:12.456	42.002	31.1	38:39.982
12	1	2:38.614	44.271	1:14.031	40.312	98.7	41:18.596

322

Cor Euser Racing
1. Cor EUSER
2. Dennis ALLEMAG

Renault Megané Trophy
GTB

Marcos Mantis

1	1	4:26.494	2:20.702	1:23.555	42.237	58.7	4:26.494
2	1	2:37.930	44.456	1:13.728	39.746	99.2	7:04.424
3	1	2:51.036 B	44.895	1:13.110	53.031	91.5	9:55.460
4	1	7:13.060	5:17.430	1:14.500	41.130	36.1	17:08.520
5	1	2:39.177	45.170	1:12.601	41.406	98.4	19:47.697
6	1	2:38.721	45.266	1:12.447	41.008	98.7	22:26.418
7	1	2:38.949	44.058	1:13.164	41.727	98.5	25:05.367
8	1	2:53.350 B	44.839	1:14.733	53.778	90.4	27:58.717

307

DVB Racing
1. Nicolas VAN DIERENDONCK
2. Manu VAN DE RYSE

PORSCHE 991 CUP
GTB

1	1	4:10.589	2:07.265	1:21.044	42.280	62.5	4:10.589
2	1	2:37.851	44.225	1:13.670	39.956	99.2	6:48.440
3	1	2:36.464	43.003	1:12.879	40.582	100.1	9:24.904
4	1	2:49.012 B	43.563	1:13.641	51.808	92.7	12:13.916
5	1	3:31.798	1:35.974	1:15.706	40.118	73.9	15:45.714
6	1	2:46.206 B	44.259	1:13.388	48.559	94.2	18:31.920
7	1	4:47.199	2:53.761	1:13.668	39.770	54.5	23:19.119
8	1	2:32.731	42.997	1:10.607	39.127	102.5	25:51.850
9	1	2:35.632	42.793	1:12.937	39.902	100.6	28:27.482
10	1	3:05.611 B	46.335	1:20.877	58.399	84.3	31:33.093

324

AKF Motorsport
1. Oliver FREYMUTH

Renault Megané Trophy
GTB

1	1	3:30.907	1:22.604			74.3	3:30.907
2	1	2:40.768	45.582	1:13.112	42.074	97.4	6:11.675
3	1	2:36.330	44.488	1:11.892	39.950	100.2	8:48.005
4	1	2:35.193	44.754	1:11.028	39.411	100.9	11:23.198
5	1	2:34.536	44.303	1:10.569	39.664	101.4	13:57.734
6	1	2:34.606	44.381	1:10.872	39.353	101.3	16:32.340
7	1	2:33.441	44.183	1:09.996	39.262	102.0	19:05.781
8	1	2:41.482 B	43.905	1:11.475	46.102	96.9	21:47.263
9	1	4:33.627	2:42.060	1:11.958	39.609	57.2	26:20.890
10	1	2:37.355	44.144	1:11.952	41.259	99.5	28:58.245
11	1	3:59.817 B	51.519	1:41.316	1:26.982	65.3	32:58.062

309

Topper Team
1. Dirk SCHULZ
2. Jan-Marc SCHULZ

PORSCHE 997 GT3
GTB

1	1	8:28.272	5:51.823	1:41.347	55.102	30.8	8:28.272
2	1	2:53.743	48.989	1:21.250	43.504	90.1	11:22.015
3	1	2:44.223	46.412	1:16.303	41.508	95.3	14:06.238
4	1	2:44.688	45.040	1:17.392	42.256	95.1	16:50.926
5	1	2:51.303 B	44.879	1:15.768	50.656	91.4	19:42.229
6	1	3:44.350	1:46.012	1:15.195	43.143	69.8	23:26.579
7	1	2:40.397	44.611	1:15.181	40.605	97.6	26:06.976
8	1	2:41.630	44.151	1:16.002	41.477	96.9	28:48.606
9	1	3:31.177 B	46.365	1:25.833	1:18.979	74.1	32:19.783
10	1	6:13.717	4:14.240	1:16.392	43.085	41.9	38:33.500
11	1	2:41.848	44.624	1:14.442	42.782	96.8	41:15.348

325

SDW Shipping by JR Motorsport
1. Koen BOGAERTS
2. Mark VAN DER AA

BMW M4 Silhouette
GTB

1	1	3:03.385	1:00.770	1:20.057	42.558	85.4	3:03.385
2	1	2:38.702	45.373	1:13.069	40.260	98.7	5:42.087
3	1	2:36.798	44.676	1:12.561	39.561	99.9	8:18.885
4	1	2:35.534	45.039	1:10.679	39.816	100.7	10:54.419
5	1	2:44.385 B	44.277	1:12.474	47.634	95.3	13:38.804
6	1	4:45.159	2:52.566	1:12.465	40.128	54.9	18:23.963
7	1	2:35.542	44.542	1:11.540	39.460	100.7	20:59.505
8	1	2:34.637	43.742	1:09.894	41.001	101.3	23:34.142
9	1	2:32.504	43.442	1:09.824	39.238	102.7	26:06.646
10	1	2:47.939 B	44.063	1:11.818	52.058	93.2	28:54.585
11	1	9:22.121	7:28.016	1:13.388	40.717	27.8	38:16.706
12	1	2:31.850	43.554	1:09.453	38.843	103.1	40:48.556

311

JR Motorsport
1. Ward SLUYS
2. Chris MATTHEUS

BMW M4 Silhouette
GTB


1	1	3:09.749	1:06.687			82.5	3:09.749
2	1	2:37.862	45.124	1:12.642	40.096	99.2	5:47.611
3	1	2:34.517	43.817	1:10.494	40.206	101.4	8:22.128
4	1	2:33.387	43.845	1:10.106	39.436	102.1	10:55.515
5	1	2:35.137	43.578	1:11.783	39.776	100.9	13:30.652
6	1	2:45.104 B	43.544	1:10.810	50.750	94.8	16:15.756
7	1	6:20.589	4:22.185	1:17.061	41.343	41.1	22:36.345

326

JJ Racing
1. Jos JANSEN

Porsche 997 Cup
GTB


1	1	5:13.906 B	3:00.556	1:21.145	52.205	49.8	5:13.906
2	1	4:27.538	2:30.987	1:15.591	40.960	58.5	9:41.444
3	1	2:40.192	44.155	1:14.236	41.801	97.8	12:21.636
4	1	2:45.471 B	43.557	1:14.420	47.494	94.6	15:07.107
5	1	6:31.970	4:37.212	1:14.535	40.223	39.9	21:39.077
6	1	2:32.691	43.163	1:10.278	39.250	102.5	24:11.768
7	1	2:34.210	43.545	1:11.546	39.119	101.5	26:45.978
8	1	2:37.301	43.234	1:14.111	39.956	99.6	29:23.279



SUPERCAR CHALLENGE SPA EURO RACE FREE PRACTICE 2

Analysis

Lap	D	Time	Sector 1	Sector 2	Sector 3	Kph	Elapsed	Lap	D	Time	Sector 1	Sector 2	Sector 3	Kph	Elapsed
9	1	3:46.430	1:00.290	1:30.330	1:15.810	69.2	33:09.709	416 JR Motorsport BMW M3 E90 WTCC 1.Bas SCHOUTEN 2.Joris SCHOUTEN							
10	1	5:30.579	3:37.664	1:13.310	39.605	47.4	38:40.288	1	1	3:19.076	1:08.175			78.7	3:19.076
11	1	2:41.436	44.315	1:15.657	41.464	97.0	41:21.724	2	1	3:15.385	47.039	1:21.451	1:06.895	80.1	6:34.461
369 ABW Racing PORSCHE 997 GT3 GTB 1.Aart BOSMAN								3	1	16:35.128	...	1:18.695	44.543	15.7	23:09.589
1	1	4:32.347	2:16.633	1:29.435	46.279	57.5	4:32.347	4	1	2:43.113	46.615	1:14.551	41.947	96.0	25:52.702
2	1	2:44.579	47.078	1:16.153	41.348	95.1	7:16.926	5	1	2:43.287	45.905	1:14.849	42.533	95.9	28:35.989
3	1	2:41.534	44.449	1:15.690	41.395	96.9	9:58.460	6	1	3:42.335	50.082	1:34.101	1:18.152	70.4	32:18.324
4	1	2:38.670	44.189	1:13.911	40.570	98.7	12:37.130	7	1	6:12.179	4:13.630	1:16.435	42.114	42.0	38:30.503
5	1	2:54.736	44.475	1:18.511	51.750	89.6	15:31.866	8	1	2:42.228	45.778	1:14.756	41.694	96.5	41:12.731
6	1	3:56.762	2:01.137	1:14.059	41.566	66.1	19:28.628	417 Delahaye Racing Team PORSCHE CAYMAN GT4 CS 1.Pierre ENTIENNE BORDET 2.Alexandre VIRON							
7	1	2:43.686	47.165	1:15.795	40.726	95.6	22:12.314	1	1	3:26.769	1:14.058			75.7	3:26.769
8	1	2:39.975	44.280	1:14.567	41.128	97.9	24:52.289	2	1	2:50.654	47.626	1:18.776	44.252	91.8	6:17.423
9	1	2:38.957	43.919	1:13.779	41.259	98.5	27:31.246	3	1	2:48.648	47.825	1:17.825	42.998	92.8	9:06.071
10	1	3:06.892	44.159	1:23.397	59.336	83.8	30:38.138	4	1	2:45.036	46.595	1:16.311	42.130	94.9	11:51.107
402 Muncchhof Racing / Vd Pas Racing BMW Z4 SPS 1.Eric VAN DEN MUNCKHOFF								5	1	2:44.731	46.377	1:16.151	42.203	95.1	14:35.838
1	1	4:09.403	1:43.173	1:26.055	1:00.175	62.8	4:09.403	6	1	2:43.793	46.527	1:15.503	41.763	95.6	17:19.631
2	1	4:54.203	2:47.551	1:21.701	44.951	53.2	9:03.606	7	1	3:00.902	47.553	1:21.677	51.672	86.6	20:20.533
3	1	2:42.732	47.775	1:13.648	41.309	96.2	11:46.338	8	1	4:39.844	2:25.562	1:28.101	46.181	55.9	25:00.377
4	1	2:40.413	46.843	1:12.510	41.060	97.6	14:26.751	9	1	2:48.212	46.897	1:18.512	42.803	93.1	27:48.589
5	1	2:39.334	46.156	1:12.375	40.803	98.3	17:06.085	10	1	3:16.853	46.082	1:23.105	1:07.666	79.5	31:05.442
6	1	2:42.654	47.826	1:13.229	41.599	96.3	19:48.739	11	1	7:22.946	5:21.200	1:18.647	43.099	35.3	38:28.388
7	1	2:41.712	47.827	1:12.628	41.257	96.8	22:30.451	12	1	2:47.549	46.466	1:16.703	44.380	93.5	41:15.937
8	1	2:39.216	46.094	1:12.531	40.591	98.4	25:09.667	420 FEBO Racing Team / FMA SEAT SPORT LEON CUP RACER 1.Dennis DE BORST 2.Martin DE KLEIJN							
9	1	3:05.785	47.672	1:14.970	1:03.143	84.3	28:15.452	1	1	4:40.141	2:21.702	1:33.665	44.774	55.9	4:40.141
10	1	10:31.491	8:11.647	1:20.682	59.162	24.7	38:46.943	2	1	3:11.472	47.489	1:19.647	1:04.336	81.8	7:51.613
408 JR Motorsport BMW E92 M3 SPS 1.Ted VAN VLIET								3	1	17:55.705	...	1:28.929	55.380	14.5	25:47.318
1	1	3:20.125	1:07.584			78.2	3:20.125	422 Ferry Monster Autosport SEAT SPORT LEON CUP RACER 1.Dennis HOUWELING 2.Aart-Jan RINGELBERG							
2	1	2:55.354	48.190	1:19.910	47.254	89.3	6:15.479	1	1	3:54.139	1:35.950	1:29.477	48.712	66.9	3:54.139
3	1	2:53.424	50.733	1:18.439	44.252	90.3	9:08.903	2	1	3:04.319	51.991	1:24.426	47.902	85.0	6:58.458
4	1	2:44.160	46.698	1:15.580	41.882	95.4	11:53.063	3	1	3:06.583	53.947	1:25.045	47.591	83.9	10:05.041
5	1	2:43.349	46.238	1:15.205	41.906	95.9	14:36.412	4	1	2:59.456	52.918	1:20.761	45.777	87.3	13:04.497
6	1	2:53.896	46.851	1:15.130	51.915	90.0	17:30.308	5	1	3:07.855	51.113	1:18.668	58.074	83.3	16:12.352
7	1	4:49.765	2:44.887	1:17.838	47.040	54.0	22:20.073	6	1	6:58.834	5:04.186	1:14.018	40.630	37.4	23:11.186
8	1	2:46.961	46.722	1:15.700	44.539	93.8	25:07.034	7	1	2:35.876	45.370	1:10.836	39.670	100.5	25:47.062
9	1	2:46.976	46.376	1:16.013	44.587	93.8	27:54.010	8	1	3:18.171	49.604	1:27.205	1:01.362	79.0	29:05.233
10	1	3:26.765	46.953	1:28.042	1:11.770	75.7	31:20.775	9	1	9:31.654	7:30.945	1:18.348	42.361	27.4	38:36.887
11	1	7:18.667	5:17.330	1:17.795	43.542	35.7	38:39.442	10	1	2:50.448	46.662	1:21.125	42.661	91.9	41:27.335
12	1	2:47.314	48.680	1:16.103	42.531	93.6	41:26.756	435 Racing Team Oosten & Bijzitter BMW ZILHOUETTE SPS 1.Hielke OOSTEN 2.Sipke BIJZITTER							
412 YGL Racing SAKER RAPP SPS 1.Danny WAGTMANS 2.Maik BARTEN								1	1	3:59.665	1:49.550	1:23.956	46.159	65.3	3:59.665
1	1	11:28.358	9:09.322	1:25.907	53.129	22.7	11:28.358	2	1	2:54.255	49.841	1:20.081	44.333	89.9	6:53.920
2	1	3:49.549	1:49.648	1:17.789	42.112	68.2	15:17.907	3	1	2:50.032	49.595	1:16.620	43.817	92.1	9:43.952
3	1	2:44.798	50.573	1:13.288	40.937	95.0	18:02.705	4	1	2:48.613	48.047	1:17.645	42.921	92.8	12:32.565
4	1	2:38.237	46.022	1:11.818	40.397	98.9	20:40.942	5	1	2:48.477	48.642	1:16.150	43.685	93.0	15:21.042
5	1	2:46.387	45.806	1:13.360	47.221	94.1	23:27.329	6	1	2:45.704	48.385	1:14.628	42.691	94.5	18:06.746
6	1	4:33.858	2:37.230	1:14.082	42.546	57.2	28:01.187	7	1	2:46.057	47.908	1:15.166	42.983	94.3	20:52.803
7	1	3:17.195	45.054	1:20.988	1:11.153	79.4	31:18.382	8	1	3:03.613	48.720	1:18.891	56.002	85.3	23:56.416




SUPERCAR CHALLENGE
SPA EURO RACE
FREE PRACTICE 2

Analysis

Personal Best Session Best B Crossing the finish line in pit lane

Lap	D	Time	Sector 1	Sector 2	Sector 3	Kph	Elapsed	Lap	D	Time	Sector 1	Sector 2	Sector 3	Kph	Elapsed
9	1	4:56.887	2:52.374	1:19.397	45.116	52.7	28:53.303	4	1	2:46.935	48.689	1:16.193	42.053	93.8	12:55.386
10	1	4:02.110 B	55.347	1:41.599	1:25.164	64.6	32:55.413	5	1	2:45.499	47.897	1:15.409	42.193	94.6	15:40.885
444 BlueBerry Racing BMW E46 M3 1. Ronald VAN LOON SPS 2. Luuk VAN LOON								488 Krayem Racing GINETTA G50 GT4 1. David KRAYEM SPS 2. Ben SCRIVENS							
1	1	4:33.526	2:22.990	1:24.601	45.935	57.2	4:33.526	1	1	3:32.831	1:18.534			73.6	3:32.831
2	1	2:48.210	48.360	1:16.696	43.154	93.1	7:21.736	2	1	2:43.429	47.445	1:14.781	41.203	95.8	6:16.260
3	1	2:46.369	47.260	1:16.232	42.877	94.1	10:08.105	3	1	2:40.896	46.097	1:14.087	40.712	97.3	8:57.156
4	1	2:57.541 B	49.384	1:17.262	50.895	88.2	13:05.646	4	1	2:37.956	45.169	1:12.287	40.500	99.1	11:35.112
5	1	4:18.544	2:20.959	1:14.057	43.528	60.5	17:24.190	5	1	2:37.190	44.794	1:11.979	40.417	99.6	14:12.302
6	1	2:41.189	47.126	1:12.716	41.347	97.1	20:05.379	6	1	3:27.881	1:30.292	1:16.305	41.284	75.3	17:40.183
7	1	2:42.322	46.811	1:14.445	41.066	96.4	22:47.701	7	1	2:36.552	44.601	1:11.998	39.953	100.1	20:16.735
8	1	2:39.661	46.491	1:12.139	41.031	98.1	25:27.362	8	1	2:56.185 B	48.502	1:15.242	52.441	88.9	23:12.920
9	1	2:53.981 B	46.427	1:14.685	52.869	90.0	28:21.343	9	1	5:39.304	3:41.374	1:14.704	43.226	46.1	28:52.224
445 Strandpark Kustlicht BMW 1. Robert VAN DEN BERG SPS 2. Benjamin VAN DEN BERG								503 Spirit Racing RENAULT CLIO RS 2.0 1. Rob NIEMAN SPO							
1	1	3:33.926	1:15.344			73.2	3:33.926	1	1	3:47.728	1:29.165	1:30.031	48.532	68.7	3:47.728
2	1	2:45.678	47.885	1:15.896	41.897	94.5	6:19.604	2	1	2:58.373	52.997	1:20.134	45.242	87.8	6:46.101
3	1	2:40.867	45.687	1:13.597	41.583	97.3	9:00.471	3	1	2:53.730	51.373	1:17.921	44.436	90.1	9:39.831
4	1	2:38.141	45.105	1:12.550	40.486	99.0	11:38.612	4	1	3:04.560 B	51.508	1:19.804	53.248	84.8	12:44.391
5	1	2:36.739	45.210	1:11.714	39.815	99.9	14:15.351	5	1	4:19.180	2:13.979	1:20.148	45.053	60.4	17:03.571
6	1	2:53.158 B	44.568	1:17.705	50.885	90.4	17:08.509	6	1	2:54.272	51.424	1:17.608	45.240	89.9	19:57.843
7	1	5:33.938	3:35.092	1:16.616	42.230	46.9	22:42.447	7	1	2:53.027	51.222	1:17.026	44.779	90.5	22:50.870
8	1	2:41.884	45.739	1:14.695	41.450	96.8	25:24.331	8	1	2:52.024	51.430	1:16.174	44.420	91.0	25:42.894
9	1	2:41.013	45.421	1:13.972	41.620	97.3	28:05.344	9	1	3:06.838 B	51.153	1:20.433	55.252	83.8	28:49.732
10	1	3:26.606 B	45.742	1:34.996	1:05.868	75.8	31:31.950								
11	1	10:26.501	8:10.610	1:32.765	43.126	24.9	41:58.451								
454 Intersport Racing BMW E92 M3 1. Dan STRINGFELLOW SPS															
1	1	23:32.475	...	1:28.180	45.736	11.1	23:32.475								
2	1	2:52.295	49.317	1:19.935	43.043	90.9	26:24.770								
3	1	3:02.386 B	47.872	1:20.027	54.487	85.8	29:27.156								
4	1	11:46.806	9:44.358	1:18.468	43.980	22.1	41:13.962								
459 BS Racing Team BMW E46 GTR 1. Marcel VAN DE MAAT SPS 2. Peter SCHREURS								509 DAYTEC engineering BMW 135i 1. Bart DROST SPO 2. Niels KOOL							
1	1	3:55.072	1:42.631	1:26.033	46.408	66.6	3:55.072	1	1	3:41.238	1:14.525			70.8	3:41.238
2	1	2:49.716	48.543	1:17.631	43.542	92.3	6:44.788	2	1	2:48.051	48.619	1:16.793	42.639	93.2	6:29.289
3	1	2:43.994	46.813	1:15.293	41.888	95.5	9:28.782	3	1	2:55.879 B	48.171	1:17.028	50.680	89.1	9:25.168
4	1	2:40.321	45.827	1:13.596	40.898	97.7	12:09.103	4	1	4:36.346	2:31.535	1:20.752	44.059	56.6	14:01.514
5	1	2:40.234	45.966	1:13.268	41.000	97.8	14:49.337	5	1	2:52.240	50.045	1:18.382	43.813	90.9	16:53.754
6	1	2:38.683	45.852	1:12.175	40.656	98.7	17:28.020	6	1	2:50.385	48.861	1:17.879	43.645	91.9	19:44.139
7	1	2:46.753 B	45.817	1:12.893	48.043	93.9	20:14.773	7	1	2:50.670	49.302	1:17.782	43.586	91.7	22:34.809
8	1	4:46.991	2:46.354	1:17.143	43.494	54.6	25:01.764	8	1	2:54.786	49.468	1:20.922	44.396	89.6	25:29.595
9	1	2:45.456	46.153	1:16.365	42.938	94.6	27:47.220	9	1	3:01.607 B	49.141	1:18.213	54.253	86.2	28:31.202
10	1	3:15.046 B	46.149	1:22.625	1:06.272	80.3	31:02.266								
11	1	9:33.481 B	7:15.643	1:23.069	54.769	27.3	40:35.747								
471 Van der Kooi Racing LOTUS EXIGE 1. Jan VAN DER KOOI SPS 2. Priscilla SPEELMAN								513 AT Motorsport FORD FOCUS SILHOUETTE 1. Kim TROEIJEN SPO 2. Wim LEMMERS							
1	1	4:31.080	2:12.936	1:32.110	46.034	57.7	4:31.080	1	1	3:50.363	1:31.043	1:29.318	50.002	68.0	3:50.363
2	1	2:51.454	51.053	1:17.787	42.614	91.4	7:22.534	2	1	2:58.311	51.315	1:21.961	45.035	87.8	6:48.674
3	1	2:45.917	47.832	1:15.455	42.630	94.4	10:08.451	3	1	2:58.776	50.063	1:20.475	48.238	87.6	9:47.450
								4	1	2:51.986	49.432	1:17.894	44.660	91.0	12:39.436
								5	1	3:43.941 B	1:24.489	1:22.085	57.367	69.9	16:23.377
								6	1	5:35.602	3:22.874	1:25.173	47.555	46.6	21:58.979
								7	1	2:57.435	50.277	1:20.742	46.416	88.2	24:56.414



SUPERCAR CHALLENGE

SPA EURO RACE

FREE PRACTICE 2

Analysis

Personal Best							Session Best							B Crossing the finish line in pit lane									
Lap	D	Time	Sector 1	Sector 2	Sector 3	Kph	Elapsed	Lap	D	Time	Sector 1	Sector 2	Sector 3	Kph	Elapsed	Lap	D	Time	Sector 1	Sector 2	Sector 3	Kph	Elapsed
516 Vannerum Motorsport BMW 235i RACING CUP																							
1. Johan VANNERUM SPO																							
2. Marc VANNERUM																							
1	1	3:56.874	1:36.494	1:29.830	50.550	66.1	3:56.874	3	1	2:56.097	50.866	1:19.443	45.788	88.9	9:34.765								
2	1	2:56.044	51.473	1:20.825	43.746	88.9	6:52.918	4	1	2:52.794	50.967	1:17.599	44.228	90.6	12:27.559								
3	1	2:50.145	49.302	1:17.501	43.342	92.0	9:43.063	5	1	2:52.630	50.478	1:17.321	44.831	90.7	15:20.189								
4	1	2:48.854	48.529	1:17.003	43.322	92.7	12:31.917	6	1	2:59.660	52.136	1:21.713	45.811	87.1	18:19.849								
5	1	2:55.795	48.605	1:16.804	50.386	89.1	15:27.712	7	1	2:52.163	50.617	1:17.300	44.246	91.0	21:12.012								
6	1	3:33.198	1:33.650	1:15.905	43.643	73.5	19:00.910	8	1	2:53.133	50.499	1:18.714	43.920	90.4	24:05.145								
7	1	2:47.759	48.239	1:16.760	42.760	93.3	21:48.669	9	1	2:51.021	50.187	1:17.075	43.759	91.5	26:56.166								
8	1	2:47.480	48.568	1:15.538	43.374	93.5	24:36.149	10	1	3:17.542	50.999	1:22.088	1:05.455	79.2	30:13.708								
9	1	2:54.803	48.448	1:15.978	50.377	89.6	27:30.952	11	1	8:41.543	6:35.534	1:20.235	45.774	30.0	38:55.251								
10	1	5:36.924	2:45.011	1:32.246	1:19.667	46.4	33:07.876	12	1	2:52.473	50.671	1:16.997	44.805	90.8	41:47.724								
519 Raceteam The Inside ZILHOUETTE SPORT																							
1. Michael HERMANS SPO																							
1	1	4:09.994	1:52.859	1:28.908	48.227	62.6	4:09.994	1	1	3:36.698	1:20.501			72.3	3:36.698								
2	1	2:57.773	53.624	1:18.404	45.745	88.1	7:07.767	2	1	2:59.508	52.887	1:20.402	46.219	87.3	6:36.206								
3	1	2:56.686	51.880	1:18.750	46.056	88.6	10:04.453	3	1	2:55.531	51.313	1:19.166	45.052	89.2	9:31.737								
4	1	2:58.203	52.463	1:20.148	45.592	87.9	13:02.656	4	1	2:52.534	50.584	1:17.112	44.838	90.7	12:24.271								
5	1	2:57.362	52.005	1:18.290	47.127	88.3	16:00.018	5	1	3:09.424	51.711	1:25.292	52.421	82.7	15:33.695								
6	1	2:56.986	52.168	1:18.309	46.509	88.5	18:57.004	6	1	5:39.522	3:37.655	1:18.057	43.810	46.1	21:13.217								
7	1	2:59.203	51.301	1:21.636	46.266	87.4	21:56.207	7	1	2:50.511	49.637	1:17.012	43.862	91.9	24:03.728								
8	1	2:59.779	52.130	1:21.400	46.249	87.1	24:55.986	8	1	2:48.714	49.442	1:15.600	43.672	92.8	26:52.442								
9	1	3:10.490	52.444	1:19.701	58.345	82.2	28:06.476	9	1	3:05.888	50.335	1:19.718	56.835	84.2	29:58.330								
523 Spirit Racing RENAULT CLIO RS 2.0																							
1. Jos VELDBOER SPO																							
2. Piet DE GIER																							
1	1	4:12.935	1:51.596	1:29.802	51.537	61.9	4:12.935	1	1	3:58.957	1:47.151	1:25.030	46.776	65.5	3:58.957								
2	1	3:02.463	55.548	1:20.686	46.229	85.8	7:15.398	2	1	3:03.936	52.905	1:19.539	51.492	85.1	7:02.893								
3	1	2:58.289	52.904	1:19.558	45.827	87.8	10:13.687	3	1	2:57.768	50.757	1:19.332	47.679	88.1	10:00.661								
4	1	2:55.462	52.412	1:17.819	45.231	89.2	13:09.149	4	1	2:49.861	50.126	1:15.300	44.435	92.2	12:50.522								
5	1	3:09.427	52.903	1:20.151	56.373	82.7	16:18.576	5	1	3:00.483	50.383	1:16.821	53.279	86.8	15:51.005								
6	1	4:45.494	2:40.224	1:19.398	45.872	54.8	21:04.070	6	1	4:45.808	2:35.597	1:16.710	53.501	54.8	20:36.813								
7	1	2:55.944	52.390	1:18.740	44.814	89.0	24:00.014	7	1	2:51.564	50.127	1:15.698	45.739	91.3	23:28.377								
8	1	2:54.289	51.397	1:17.659	45.233	89.9	26:54.303	8	1	3:06.913	50.976	1:19.679	56.258	83.8	26:35.290								
9	1	3:26.887	51.414	1:24.256	1:11.217	75.7	30:21.190	9	1	4:36.976	1:57.926	1:29.561	1:09.489	56.5	31:12.266								
525 Traxx Racing PEUGOT RCZ																							
1. Chris VOET SPO																							
2. Bart VAN DEN BROECK																							
1	1	9:11.877	6:42.325	1:36.365	53.187	28.3	9:11.877	1	1	3:58.957	1:47.151	1:25.030	46.776	65.5	3:58.957								
2	1	3:17.172	55.153	1:26.796	55.223	79.4	12:29.049	2	1	3:03.936	52.905	1:19.539	51.492	85.1	7:02.893								
3	1	5:56.427	3:41.736	1:27.093	47.598	43.9	18:25.476	3	1	2:57.768	50.757	1:19.332	47.679	88.1	10:00.661								
4	1	2:56.154	52.606	1:18.837	44.711	88.9	21:21.630	4	1	2:49.861	50.126	1:15.300	44.435	92.2	12:50.522								
5	1	3:01.165	51.297	1:17.753	52.115	86.4	24:22.795	5	1	3:00.483	50.383	1:16.821	53.279	86.8	15:51.005								
6	1	4:45.428	2:40.500	1:19.276	45.652	54.8	29:08.223	6	1	4:45.808	2:35.597	1:16.710	53.501	54.8	20:36.813								
7	1	3:55.818	56.145	1:30.748	1:28.925	66.4	33:04.041	7	1	2:51.564	50.127	1:15.698	45.739	91.3	23:28.377								
8	1	5:25.582	3:21.261	1:19.139	45.182	48.0	38:29.623	8	1	3:06.913	50.976	1:19.679	56.258	83.8	26:35.290								
9	1	2:56.420	49.538	1:20.727	46.155	88.7	41:26.043	9	1	4:36.976	1:57.926	1:29.561	1:09.489	56.5	31:12.266								
526 Bronckhorst Car Racing BMW M130i																							
1. Harold WISSELINK SPO																							
2. Toon RUTGERS																							
1	1	3:43.749	1:27.947			70.0	3:43.749	1	1	3:58.957	1:47.151	1:25.030	46.776	65.5	3:58.957								
2	1	2:54.919	51.621	1:18.691	44.607	89.5	6:38.668	2	1	3:03.936	52.905	1:19.539	51.492	85.1	7:02.893								